



अखिलभारतीयआयुर्विज्ञानसंस्थान, रायपुर(छत्तीसगढ़)
All India Institute of Medical Sciences, Raipur (Chhattisgarh)
Tatibandh, GE Road,
Raipur-492 099 (CG)
www.aiimsraipur.edu.in

AIIMS/R/HS/CTVS/901/2021/PAC

Date: 06/10/2021

Call for Objections

Sub:- Inviting Comments/objections (if any), regarding procurement of Endo-surgery clip applicer (M & L size) required for CTVS Department, AIIMS Raipur under Proprietary Article.

CTVS Department, AIIMS Raipur has to procure the **Endo-surgery clip applicer (M & L size)** through Proprietary Article Basis under GFR -166. The proposal submitted by M/s Teleflex Medical Private Limited, USA who is sole manufacturer and M/s Prasad Traders, Raipur is the local Agent of this item along with Proprietary Article Certificate are attached and same upload on AIIMS Raipur website.

The above documents are being uploaded for open information to submit objections/comments (if any) from any manufacturer/supplier before declaring proprietary article for the said equipment/items to be procured, within 11 days (i.e. 16/10/2021) from the date of issuance/uploading of the notifications. The objection should be raised on the technical compliance sheet as enclosed, if any firm claiming suitability of their product with respect to specification mentioned.

The comments should be sent to the office of Stores Office (Hospital), Room No. 329, C C1 Block, Gate No. 01, AIIMS, Raipur in sealed envelope or through mail storesofficer.hp@aiimsraipur.edu.in on or before 16/10/2021 up to 3.00 PM failing which it will be presumed that any other vendor having no comments to offer and case will be decided on merits.

Stores Officer- H
AIIMS Raipur

Encl:-

1. Proprietary Letter by Manufacturer
2. Proprietary Letter by Department
3. Authentication letter of vendor

Registered Office:

M/s Smartworks Coworking Space,
Golden Millenium, 1st Floor 69/3,
44 Millers Rd, Vasant Nagar
Bengaluru KA 560052
Phone: +9180 40934790
Email: secretarial@teleflex.com
www.teleflex.com
CIN: U33112KA1993PTC124992

Ref: TMPL – 1681 Dated September 28, 2021

To
The Stores Officer,
All India Institute of Medical Sciences,
Raipur

Dear Sir,

Sub: Authorization letter for supply of our Surgical – Weck range of products against local purchase

We write to you in connection with the supply of our entire range of Surgical products only to your esteemed organization. For that purpose, we hereby authorize our distributor mentioned below to procure orders, effect supplies and collect payment from your esteemed hospital/institution on our behalf.

**Messrs. Prasad Traders,
C6, Sector-03, Shivanand Nagar,
Raipur – 492001**


This authorization is subject to the below terms and conditions:

- This authorization is subject to a written distribution agreement in place between Teleflex and Distributor, which, among other things, requires that Distributor represents Teleflex in an ethical manner in line with our compliance policies related to ethical promotion, the Foreign Corrupt Practices Act (FCPA), the UK Bribery Act and Indian regulations.
- This authorization does not create an employee employer relationship between Teleflex and Distributor.
- This authorization does not empower Distributor to either represent Teleflex or take decisions on behalf of Teleflex outside the scope of this authorization.
- Teleflex requires that Distributor extend its full guaranty and warranty for the supply of products covered by this letter of authorization. Teleflex also requires that in the event of failure by Distributor in honoring this authorization, Distributor shall fully indemnify your organization against any loss or damage, demand and/or claims whatsoever which may arise or may be presented against you by any third person claiming any rights in respect of the products covered by this letter of authorization.
- This letter of authorization revocable and is valid till 31st December 2021 and only while a written distribution agreement remains in place between Teleflex and Distributor. This authorization will cease to exist after the expiry of the validity period mentioned above or upon the termination of the written agreement in place between Teleflex and Distributor, whichever occurs earlier. This authorization shall be cancelled by Teleflex in case of breach of the above terms and conditions by Distributor at any time.


Thanking you and assuring of our best services always.

Yours faithfully,

For Teleflex Medical Pvt Ltd



Arun Kaushik
Senior Business Unit Director




Dr. NITIN KUMAR KASHYAP
Associate Professor
Department of

Teleflex®

Teleflex Medical
2917 Weck Drive
Research Triangle Park
North Carolina
27709
USA


Phone: +1-919-544-8000
Fax: 866-804-9881

Proprietary Certificate

To Whom it may Concern:

"Teleflex Medical", having office at 2917 Weck Drive, Research Triangle park, NC 27709 USA hereby confirms and verifies that following:

1. "Teleflex Medical" owns all the rights title and interest in the patents, trademarks, trade names, inventions, copyrights, know how, trade secrets and any other intellectual property of WECK HEM-O-LOK, the original Hem-o-lok invented and designed by Edward Weck, which falls under the Ligation Clip category for use in procedures involving ligation of vessels or tissue structures. Surgeon should apply appropriate size clip for the size of vessel or tissue structures to be ligated so that the clip completely encompasses the vessel or tissue structures. Weck Hem-o-lok ligating clips are available in a range of sizes starting from medium to extra-large for ligating vessel sizes from 2mm to 16mm. Hem-o-lok clip applicators are available in open surgery format as well as endoscopic surgery format with different sizes and angles based on surgeon's preference.
2. The following are the details of the /product:
 - Hem-o-lok ligating clips are made of acetal homopolymer that is inert, non-conductive, radiolucent and does not interfere with CT, MIR or X-ray diagnostics.
 - Hem-o-lok ligating clips have bosses designed to retain the clip in the applicator jaws.
 - Hem-o-lok ligating clips are bow-shaped allowing it to be removed with a Hem-o-lok clip remover, if needed.
 - Hem-o-lok ligating clips have an integrated teeth interface with the vessel and are designed to prevent slippage.
 - Hem-o-lok ligating clips have a locking mechanism that provides tactile feedback and secure closure.
 - Hem-o-lok clip applicators are reusable devices compatible with Weck Hem-o-lok ligating clips.
 - Hem-o-lok clip applicators are made from German steel with a matte finish to avoid any visual disturbance during surgery.
 - Hem-o-lok open clip applicators open at the box lock for easy, thorough cleaning.
 - Hem-o-lok endoscopic clip applicators have a 360-degree rotation knob for ease of use as well as a flush port for cleansing purposes.


Jennifer Perry
Sr. Regulatory Affairs Specialist

Dr. NITIN KUMAR CASHYAP
Associate Professor
Department of
Cardiovascular & Thoracic Surgery
AIIMS, Raipur (C.G.)



एम्स रायपुर
अखिलभारतीय आयुर्विज्ञानसंस्थान, रायपुर (छ.ग.)
All India Institute of Medical Sciences, Raipur (Chhattisgarh)
Tatibandh, GE Road,
Raipur-492 099 (CG)
www.aiimsraipur.edu.in

स्वामित्वप्रमाणपत्र

Proprietary Article Certificate

फाइल संख्या औरसंदर्भ File Number and Reference		
1	सामाग्रीकाविवरण Description of article	Endo-Surgery clip applier
2	पूर्वानुमानितमात्रा / वार्षिकआवश्यकता Forecast of quantity/annual requirement	
3	उपरोक्तमात्रा हेतुअनुमानितमूल्य Approximate estimated value for above	
4	निर्माताकानाम एवं पता Maker's name and address	Teleflex Medical Pvt. Ltd.
5	अधिकृतडीलर / स्टॉकिस्टकानाम Name(s) of authorised dealers/stockists	Messrs Prasad Traders, C6, Sector-03 Shivanand Nagar Raipur 492001
6	<p>मैंपी ए सी के आधारपरउपरोक्त खरीदकोस्वीकारकरताहूँऔर यह प्रमाणित करताहूँकि: नोट- (बी), (सी-1) या (सी-2) में से केवल एक कोबनाए रखने के लिए टिककरें,जोभीलागूहोऔरदूसरोका काटदें।कृपया (ए) टिककरपुष्टिकरेंइसकेबिनापीएसीप्रमाणपत्र अवैध होगा</p> <p>I approve the above purchase on PAC basis and certify that:- Note- Tick to retain only one out of (b), (c-1) or (c-2) whichever is applicable and cross out others. Please do confirm (a) by ticking it - without which PAC certificate will be invalid.</p>	
6 (a)	यह एकमात्र फर्महैजोइसमदकानिर्माण / संग्रहणकररहाहै। और This is the only firm who is manufacturing /stocking this item. AND	Yes
6 (b)	किसीअन्य फर्म द्वारासमरूपमदनिर्मित / विक्रय नहीं कियाजाताहै, जिसकाउपयोगइसकेबदलेकियाजासकताहै।अथवा A similar article is not manufacturing/sold by any other firm, which could be used in lieu OR	Yes
6 (c-1)	कोईअन्य मेक / ब्रांडनिम्नलिखितकारणों (जैसेओईएम / वारंटी के) के लिए उपयुक्त नहीं होगा।अथवा No other make/brand will be suitable for following tangible reasons (like OEM/warranty spares): OR	Yes

6 (c)	कोई अन्य मेक/ब्रांड निम्नलिखित कारणों से उपयुक्त नहीं होगा (अगर पीएससी पिछले खरीद में भी दिया गया था, तो कृपया इसके बाद से अधिक स्रोतों का पता लगाने के लिए प्रयास करें) तथा No other make/brand will be suitable for following intangible reasons (if PAC was also given in the last procurement cycle, please also bring out efforts made since then to locate more sources): OR	
	प्रस्ताव के लिए वित्त शाखा की सहमति का संदर्भ (कार्रवाई भंडार और लेखा विभाग द्वारा की जायेगी) Reference of concurrence of finance wing to the proposal (Action will be taken by stores & Account Department)	

पिछले तीन सालों में इस मद की पीएससी खरीद का इतिहास नीचे दिया जा सकता है (यदि कोई हो) History of PAC purchase of this item for past three years may be given below (if any)			
प्रदायक का नाम Name of the Supplier			
आदेश / निविदा संदर्भ और दिनांक Order/Tender reference & Date	आदेशित मात्रा Quantity Ordered	आदेश पर मूल दर (₹) Basic Rate on order (₹)	प्रतिकूल प्रदर्शन रिपोर्ट अगर कोई हो Adverse Performance Reported if any

अनुमोदन करने वाले प्राधिकारी का हस्ताक्षर

DR. NITHIN KUMAR KASHYAP
Associate Professor
Department of
Cardiovascular & Thoracic Surgery
AIIMS, Raipur (C.G.)

दिनांक. 30/9/2021

अधिकारी का पदनाम.

DR. NITHIN KUMAR KASHYAP
Associate Professor
Department of
Cardiovascular & Thoracic Surgery
AIIMS, Raipur (C.G.)